







# 250mm Round Shower Head

## Finish & SKU

- |  |  |
|--|--|
|  <b>Chrome</b><br>NRROA1001CH      |  <b>Brushed Nickel</b><br>NRROA1001BN |
|  <b>Matte Black</b><br>NRROA1001MB |  <b>Brushed Gold</b><br>NRROA1001BG   |
|  <b>Gun Metal</b><br>NRROA1001GM   |  |



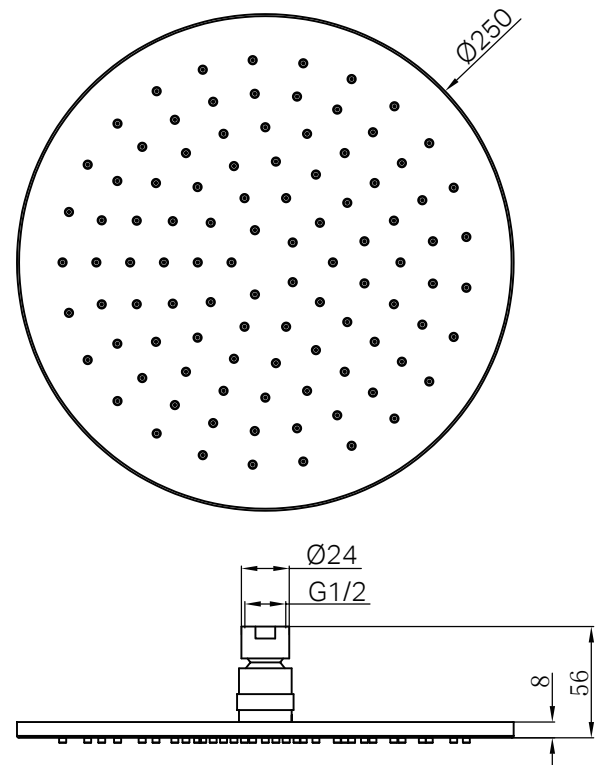
## Specifications

- |   |   |
|---|---|
| <b>Watermark License</b><br>WMK25715          | <b>Pressure Rating</b><br>Min 150kpa-Max 500kpa |
| <b>Temperature Rating</b><br>Min 1°C-Max 75°C |   |



## Features

- Single function brass overhead shower
- 250mm overhead spray
- Rub-clean nozzles
- Shower head thickness 8mm, creating a sleek minimal profile
- Operating weight should be considered for wall and ceiling arm installations



- Dimensions are nominal measurements only.

## Maintenance And Care

- Regularly check the mixer and connections for signs of wear or leaks.
- Clean the tap with mild soapy water to maintain its appearance, avoiding harsh chemicals and abrasive materials that may damage the finish.